



Frame / Post Information Form

Date _____

Company Name _____

Submitted by _____

Page Number _____

Frame Number / Type _____

If applicable, complete the following:

Location _____

Kit Height _____

Kit Style _____

Kit Quantity _____

RAL Color _____

Choose Deflector Style For Repair Kit:

No Deflector (ND) Non-Protruding Deflector (NPD)

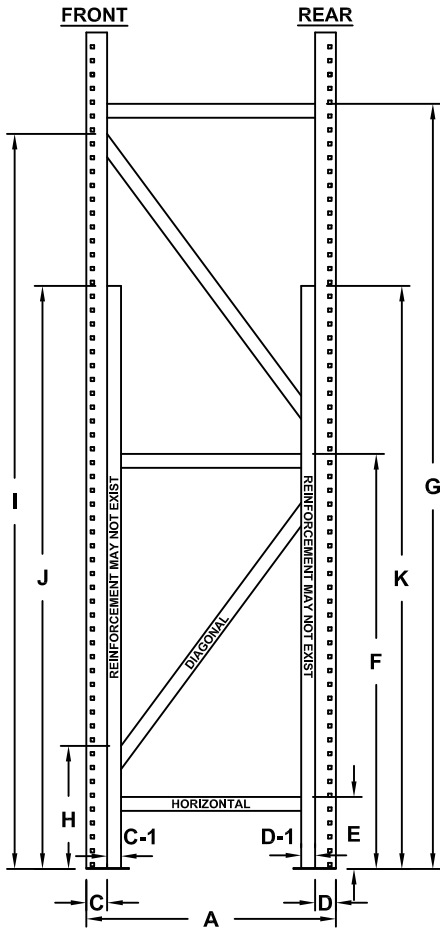
Protruding Deflector (PD) Internal Reinforcement (IR)

Deflector Height:

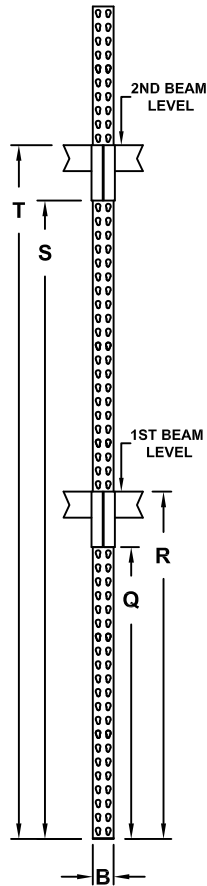
12" (Standard) Other _____

Please attach additional information as needed including pictures of the front and side of frame

EXAMPLE SIDE VIEW



EXAMPLE FRONT VIEW

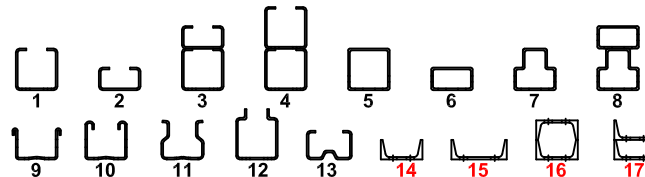


NOTE ALL FRAME DIMENSIONS THAT APPLY.
ALL DIMENSIONS MUST BE PROVIDED IN FRACTIONS ONLY.

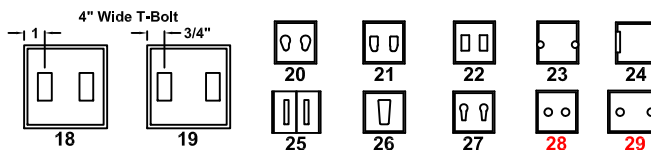
A		H		Q
B		I		R
C		J		S
C-1		K		T
D		L		U
D-1		M		V
E		N		W
F		O		X
G		P		

Circle both column style and hole punch style below that matches the existing frame. Add additional strut information in the box below.

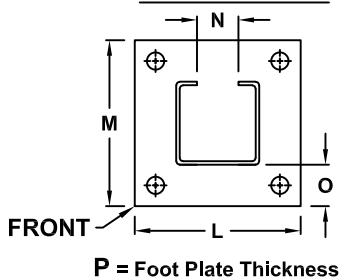
CIRCLE COLUMN STYLE OF THE FRAME



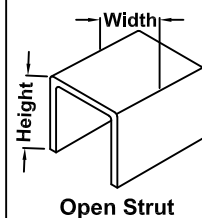
CIRCLE HOLE PUNCH STYLE OF THE FRAME



FOOT PLATE



STRUT INFORMATION:



Horizontal Open Closed Tube Angle L

Strut Width _____ Strut Height _____ Strut Length _____

Diagonal Open Closed Tube Angle Round L

Strut Width _____ Strut Height _____ Strut Length _____

If structural frame styles 14-17 and 28-29 are circled please provide additional dimensions in chart below.

